



Bike mount user guide



active10





Standard handle bar position




Upright stem position



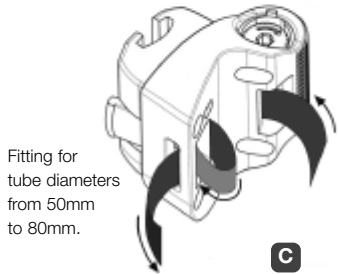
Cross bar position

The Satmap bike mount is suitable for frame tubing up to 80mm in diameter.

satmap
way ahead



Fitting for tube diameters from 25mm to 50mm.



Fitting for tube diameters from 50mm to 80mm.

Fitting instructions:

1. Clean the fixing area on the frame thoroughly with alcohol, isopropanol etc.
2. Remove the ratchet cylinder end caps (A).
3. Push the fabric band through the slot and pull tightly until the carrier is firmly against the tubing before turning the ratcheted cylinder clockwise using the allen key (B).
4. Firmly tighten by hand.
5. Test check: insert **Satmap Active 10** and check if the bracket moves on frame.
6. If necessary, re-adjust by loosening the ratcheted cylinder counter-clockwise with the allen key and then reposition the carrier. Re-tighten the band firmly with the allen key but without an extension tube. Professional info: torque max. 16Nm).
7. If desired cut off excess band and carefully seal the end with a flame to prevent fraying (C).
8. Push in the two end caps (A).
9. Check and re-tighten after 1 week's use.

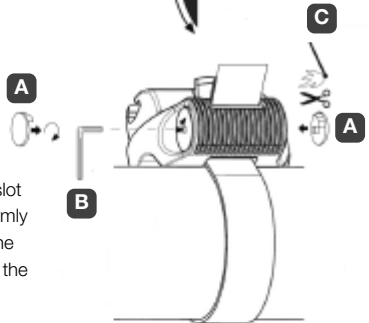


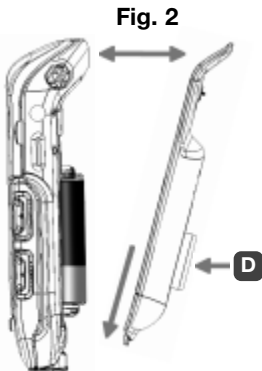
Fig. 1



(continued overleaf)

Attaching the Satmap Active 10:

1. Fit the bike mount battery back onto the **Active 10** (Fig. 2).
2. Attach the slide (D) onto the mount and always ensure it locks into place.
3. To remove the **Active 10** from the bike mount, simply press the grey levers on either side of the mount and slide the unit off.



Fitting Notes:



1. When fitting on handlebars, it is advised the solid end of the groove is at the bottom of the mount.



2. When fitting on the stem or crossbar change the direction of the groove by undoing the screws on the underside of the mount, twisting the top and **re-tightening the screws.**

Satmap and ABUS are not liable for damages and injuries caused by improper fitting. Your statutory rights are not affected.
Subject to technical changes and errors.



Satmap Systems Ltd, 4 Fountain House,
Cleeve Road, Leatherhead, Surrey, KT22 7LX UK.

t +44 (0) 845 873 0101 e info@satmap.com www.satmap.com